

ELECTRIC POWERED TOWING TRACTOR

# 2TE

1.5 and 1.8 ton  
Series

## Supreme Performance with an Environment-friendly Worksite

Toyota introduces 1.5 and 1.8 ton series battery towing tractors with Toyota's new AC technology. The towing tractors with high towing capacity and maneuverability are a powerful partner of airport logistics and baggage handling throughout the world.

## High Maneuverability



It realizes a wide and clear view from the seat to operate the rear drawbar hitch.



## Easy maintenance



**Easy Battery Change (OPT)**  
The battery roll-out type realizes easy battery change using a forklift.



The simple-structured AC system and wide hatch offer easy maintenance.



The model shown is equipped with optional equipment.

ELECTRIC POWERED TOWING TRACTOR

# 2TE

## 1.5 and 1.8 ton

Series



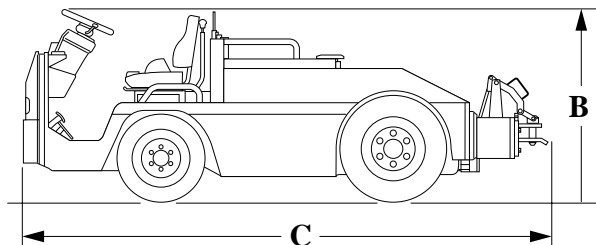
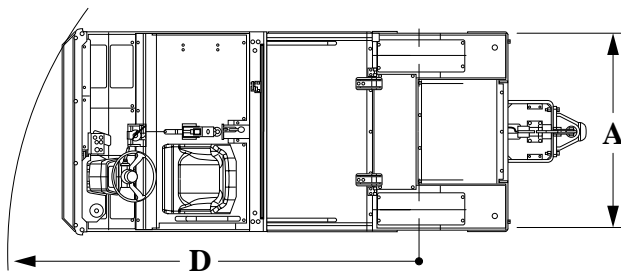
The model shown is equipped with optional equipment.

### MAIN SPECIFICATIONS


Model			2TE15	2TE18
Operator Position			Sit-down	Sit-down
Maximum Drawbar Pull (3-Minute Ratings)	N (kg)		14,600 (1,500)	17,640 (1,800)
Towed Weight	kg		20,000	25,000
Overall Width	A	mm	1,420	1,420
Overall Height	B	mm	1,280	1,280
Overall Length (with hitch)	C	mm	3,615	3,615
Turning Radius (Outside)	D	mm	3,295	3,295

### BATTERY AND MOTOR SPECIFICATIONS

Model			2TE15	2TE18
Battery Voltage/Capacity(5-hour ratings)	V/AH		80/445	80/445
Electric Motor	kW		11.8	16.6



The data in this leaflet is determined based on our standard testing condition. The performance may vary depending on the actual specification and condition of the vehicle as well as the condition of the operating area. Availability and specifications depend on region and are subject to change without notice. Due to photography and printing, color of actual vehicle may vary from this leaflet.

This leaflet is printed on recycled paper with soy ink. 



**TOYOTA Material Handling Company**  
A Division of TOYOTA INDUSTRIES CORPORATION

LF.2TE15 · 18(E)0701/©/Printed in Japan/No.711160E0/1,000